





Grooved Rigid Coupling

Model: SDG-22 Standard

SHIELD SDG-22 provides rigid joints to prevent liner movement of the pipe assembly. With a unique ends locked design SDG 22 coupling can be used when the application or design call for rigid instructions.

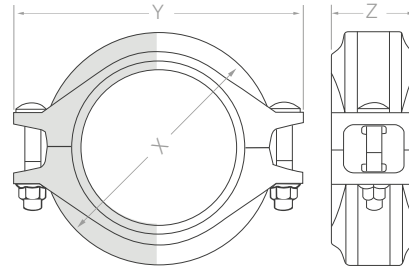


Product Specifications:

Available Size	1" - 24"
Material	Ductile Iron to ASTM A536 Grade 65-45-12
Max. Working Pressure	500psi
Application	Water, HVAC & Fire-Fighting
Coating Finish	Red Painted, Hot Dipped Galvanized
Bolts & Nuts	Carbon Steel ISO 898-1 Class 8.8 heat treated, Hot Dipped Galvanized Nuts & Bolts
Gasket	EPDM Rubber C Shaped Gasket conforms to ASTM D2000-1, Grade A
Lubricants	Use silicon based non-petroleum lubricants on the lips and outside back
Approvals/Listings	  

Grooved Rigid Coupling

Product Dimensions:



SDG-22
Rigid Coupling - Standard

Nominal Size	Pipe O.D.	Max. Working Pressure	Dimensions			Bolt/Nut No. - Size
			X	Y	Z	
Inch	mm	psi	mm	mm	mm	mm
1	33.7	500	59.0	100.0	44.0	2-M10 x 57
1¼	42.4	500	66.0	109.5	45.0	2-M10 x 57
1½	48.3	500	72.0	115.0	45.0	2-M10 x 57
2	60.3	500	85.0	131.0	45.0	2-M10 x 57
2½	73.0	500	98.0	145.0	45.0	2-M10 x 57
3 O.D.	76.1	500	101.0	147.0	45.0	2-M10 x 57
3	88.9	500	115.0	170.0	46.0	2-M12 x 70
4¼ O.D.	108.0	500	140.0	197.0	52.0	2-M12 x 70
4	114.3	500	146.0	200.0	52.0	2-M12 x 70
5¼ O.D.	133.0	300	165.0	232.0	52.0	2-M16 x 85
5½ O.D.	139.7	450	170.0	238.0	52.0	2-M16 x 85
5	141.3	500	172.0	236.5	52.0	2-M16 x 85
6¼ O.D.	159.0	300	190.0	258.0	52.0	2-M16 x 85
6½ O.D.	165.1	500	198.0	266.0	52.0	2-M16 x 85
6	168.3	500	202.0	270.0	52.0	2-M16 x 85
8	219.1	450	260.0	346.0	62.0	2-M20 x 115
-	267.4	300	318.0	396.0	63.0	2-M20 x 115
10	273.0	500	327.0	420.0	63.0	2-M22 x 125
-	318.5	300	364.0	456.0	63.0	2-M22 x 140
12	323.9	500	378.0	466.0	63.0	2-M22 x 140
14	355.6	300	415.0	510.0	72.0	3-M22 x 140
16	406.4	300	468.0	575.0	72.0	3-M22 x 140
18	457.2	500	508.0	608.0	78.0	3-M22 x 140
20	508.0	500	563.0	660.0	78.0	4-M22 x 140
24	609.6	500	668.0	772.0	78.0	4-1 x 140

Grooved Rigid Coupling

Miscellaneous Data:

1. Ordering Information

Example: SDG22-1-1-4

- SDG22 is the part number
- (1) Red Painted Coating (2) Hot Dipped Galvanized Coating
- (1) Carbon Steel bolts & nuts (2) Hot Dipped Galvanized bolts & nuts
- (4) Size

2. Installation Instruction

Refer to <https://www.naffcoflow.com/wp-content/uploads/2023/04/OM-Manual-v0722-14.pdf>

3. Contact Information

For further information on any aspect of the SHIELD Grooved Fittings please contact below:

MIDDLE EAST & AFRICA	UNITED KINGDOM
Jebel Ali Free Zone, Dubai, UAE P.O Box: 61199 Tel.: +971 4 881 2070 Fax: +971 4 881 2198 Email: shieldme@shielglobal.com	Unit 3, Endeavor Drive, Basildon-Essex, SS3 14WF Tel.: +44 1708 377731 Fax: +44 1708347637 Email: shielduk@shielglobal.com