




Grooved Concentric Reducer (Grooved)

Model: SDG-35

SHIELD SDG-35 allow controlled angular and linear movement of the pipe to assist alignment and installation. The advantage of flexibility must be considered in the design for hanger and support spacing.

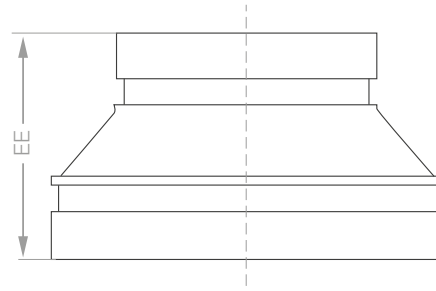


Product Specifications:

Available Size	1" - 24"
Material	Ductile Iron to ASTM A536 Grade 65-45-12
Max. Working Pressure	500psi
Application	Water, HVAC & Fire-Fighting
Coating Finish	Red Painted, Hot Dipped Galvanized
Bolts & Nuts	Carbon Steel ISO 898-1 Class 8.8 heat treated, Hot Dipped Galvanized Nuts & Bolts
Gasket	EPDM Rubber C Shaped Gasket conforms to ASTM D2000-1, Grade A
Lubricants	Use silicon based non-petroleum lubricants on the lips and outside back
Approvals/Listings	  

Grooved Concentric Reducer (Grooved)

Product Dimensions:



SDG-35

Grooved Concentric Reducer

Nominal Size	Pipe O.D.	Max. Working Pressure	Dimensions
			EE mm
Inch	mm	psi	
1 ¼ x 1	42.4 x 33.7	500	64
1 ½ x 1	48.3 x 33.7	500	64
1 ½ x 1 ¼	48.3 x 42.4	500	64
2 x ½	60.3 x 21.3	500	-
2 x ¾	60.3 x 26.9	500	-
2 x 1	60.3 x 33.7	500	64
2 x 1 ¼	60.3 x 42.4	500	64
2 x 1 ½	60.3 x 48.3	500	64
2 ½ x 1	73.0 x 33.7	500	64
2 ½ x 1 ¼	73.0 x 42.4	500	64
2 ½ x 1 ½	73.0 x 48.3	500	64
2 ½ x 2	73.0 x 60.3	500	64
3 O.D. x ½	76.1 x 21.3	500	-
3 O.D. x ¾	76.1 x 26.9	500	-
3 O.D. x 1	76.1 x 33.7	500	64
3 O.D. x 1 ¼	76.1 x 42.4	500	64
3 O.D. x 1 ½	76.1 x 48.3	500	64
3 O.D. x 2	76.1 x 60.3	500	64
3 x ½	88.9 x 21.3	500	-
3 x ¾	88.9 x 26.9	500	-
3 x 1	88.9 x 33.7	500	64
3 x 1 ¼	88.9 x 42.4	500	64
3 x 1 ½	88.9 x 48.3	500	64
3 x 2	88.9 x 60.3	500	64
3 x 2 ½	88.9 x 73.0	500	64
3 x 3 O.D.	88.9 x 76.1	500	64
4 ¼ O.D. x 1	108.0 x 33.7	500	-
4 ¼ O.D. x 1 ¼	108.0 x 42.4	500	-
4 ¼ O.D. x 1 ½	108.0 x 48.3	500	-
4 ¼ O.D. x 2	108.0 x 60.3	500	76

Nominal Size	Pipe O.D.	Max. Working Pressure	Dimensions
			EE mm
Inch	mm	psi	
4 ¼ O.D. x 2 ½	108.0 x 73.0	500	76
4 ¼ O.D. x 3 O.D.	108.0 x 76.1	500	76
4 ¼ O.D. x 3	108.0 x 88.9	500	76
4 x ½	114.3 x 21.3	500	-
4 x ¾	114.3 x 26.9	500	-
4 x 1	114.3 x 33.7	500	-
4 x 1 ¼	114.3 x 42.4	500	76
4 x 1 ½	114.3 x 48.3	500	76
4 x 2	114.3 x 60.3	500	76
4 x 2 ½	114.3 x 73.0	500	76
4 x 3 O.D.	114.3 x 76.1	500	76
4 x 3	114.3 x 88.9	500	76
5 ¼ O.D. x 1 ½	133.0 x 48.3	500	-
5 ¼ O.D. x 2	133.0 x 60.3	500	-
5 ¼ O.D. x 3 O.D.	133.0 x 76.1	500	-
5 ¼ O.D. x 3	133.0 x 88.9	500	-
	133.0 x 108.0	500	89
5 ¼ O.D. x 4	133.0 x 114.3	500	89
5 ½ O.D. x 1	139.7 x 33.7	500	-
5 ½ O.D. x 1 ¼	139.7 x 42.4	500	-
5 ½ O.D. x 1 ½	139.7 x 48.3	500	-
5 ½ O.D. x 2	139.7 x 60.3	500	89
5 ½ O.D. x 3 O.D.	139.7 x 76.1	500	89
5 ½ O.D. x 3	139.7 x 88.9	500	89
5 ½ O.D. x 4	139.7 x 114.3	500	89
5 x 2 ½	141.3 x 73.0	500	89
5 x 3	141.3 x 88.9	500	89
5 x 4	141.3 x 114.3	500	89
6 ¼ O.D. x ¾	159.0 x 26.9	500	-
6 ¼ O.D. x 1	159.0 x 33.7	500	-

Grooved Concentric Reducer (Grooved)

Product Dimensions:

Nominal Size	Pipe O.D.	Max. Working Pressure	Dimensions
			EE mm
Inch	mm	psi	
6¼ O.D. x 1¼	159.0 x 42.4	500	-
6¼ O.D. x 1½	159.0 x 48.3	500	-
6¼ O.D. x 2	159.0 x 60.3	500	102
6¼ O.D. x 3 O.D.	159.0 x 76.1	500	102
6¼ O.D. x 3	159.0 x 88.9	500	102
6¼ O.D. x 4	159.0 x 108	500	102
6¼ O.D. x 4	159.0 x 114.3	500	102
6¼ O.D. x 5¼ O.D.	159.0 x 133.0	500	102
6½ O.D. x ½	165.1 x 21.3	500	-
6½ O.D. x ¾	165.1 x 26.9	500	-
6½ O.D. x 1	165.1 x 33.7	500	-
6½ O.D. x 1¼	165.1 x 42.4	500	-
6½ O.D. x 1½	165.1 x 48.3	500	-
6½ O.D. x 2	165.1 x 60.3	500	102
6½ O.D. x 3 O.D.	165.1 x 76.1	500	102
6½ O.D. x 3	165.1 x 88.9	500	102
6½ O.D. x 4¼ O.D.	165.1 x 108.0	500	102
6½ O.D. x 4	165.1 x 114.3	500	102
6½ O.D. x 5½ O.D.	165.1 x 139.7	500	102
6½ O.D. x 5	165.1 x 141.3	500	102
6 x 1	168.3 x 33.7	500	-
6 x 2	168.3 x 60.3	500	102
6 x 2½	168.3 x 73.0	500	102
6 x 3 O.D.	168.3 x 76.1	500	102
6 x 3	168.3 x 88.9	500	102
6 x 4	168.3 x 114.3	500	102
6 x 5½ O.D.	168.3 x 139.7	500	102
6 x 5	168.3 x 141.3	500	102
- x 4	216.3 x 114.3	500	127
- x 6½ O.D.	216.3 x 165.1	500	127
8 x 1½	219.1 x 48.3	500	-
8 x 2	219.1 x 60.3	500	-
8 x 2½	219.1 x 73.0	500	127
8 x 3 O.D.	219.1 x 76.1	500	-
8 x 3	219.1 x 88.9	500	127
8 x 4¼ O.D.	219.1 x 108.0	500	127
8 x 4	219.1 x 114.3	500	127

Nominal Size	Pipe O.D.	Max. Working Pressure	Dimensions
			EE mm
Inch	mm	psi	
8 x 5½ O.D.	219.1 x 139.7	500	127
8 x 5	219.1 x 141.3	500	127
8 x 6¼ O.D.	219.1 x 159.0	500	127
8 x 6½ O.D.	219.1 x 165.1	500	127
8 x 6	219.1 x 168.3	500	127
10 x 6¼ O.D.	273.0 x 159.0	500	152
10 x 6½ O.D.	273.0 x 165.1	500	152
10 x 6	273.0 x 168.3	500	152
10 x 8	273.0 x 219.1	500	152
12 x 8	323.9 x 219.1	500	178
12 x 10	323.9 x 273.0	500	178
	377.0 x 133.0	300	127
	377.0 x 159.0	300	127
14 x 6	355.6 x 168.3	300	330
14 x 8	355.6 x 219.1	300	203
14 x 10	355.6 x 273.0	300	203
14 x 12	355.6 x 323.9	300	203
16 x 8	406.4 x 219.1	300	229
16 x 10	406.4 x 273.0	300	229
16 x 12	406.4 x 323.9	300	229
16 x 14	406.4 x 355.6	300	229
18 x 6	457.2 x 168.3	300	381
18 x 10	457.2 x 273.0	300	381
18 x 12	457.2 x 323.9	300	241
18 x 14	457.2 x 355.6	300	241
18 x 16	457.2 x 406.4	300	241
20 x 8	530.0 x 219.1	300	135
20 x 12	508.0 x 323.9	300	254
20 x 14	508.0 x 355.6	300	254
20 x 16	508.0 x 406.4	300	254
20 x 18	508.0 x 457.2	300	254
24 x 16	609.6 x 406.4	300	305
24 x 18	609.6 x 457.2	300	305
24 x 20	609.6 x 508.0	300	305

Grooved Concentric Reducer (Grooved)

Miscellaneous Data:

1. Ordering Information

Example: SDG35-1-1-4

- SDG35 is the part number
- (1) Red Painted Coating (2) Hot Dipped Galvanized Coating
- (1) Carbon Steel bolts & nuts (2) Hot Dipped Galvanized bolts & nuts
- (4) Size

2. Contact Information

For further information on any aspect of the SHIELD Grooved Fittings please contact below:

MIDDLE EAST & AFRICA	UNITED KINGDOM
Jebel Ali Free Zone, Dubai, UAE P.O Box: 61199 Tel.: +971 4 881 2070 Fax: +971 4 881 2198 Email: shieldme@shielglobal.com	Unit 3, Endeavor Drive, Basildon-Essex, SS3 14WF Tel.: +44 1708 377731 Fax: +44 1708347637 Email: shielduk@shielglobal.com